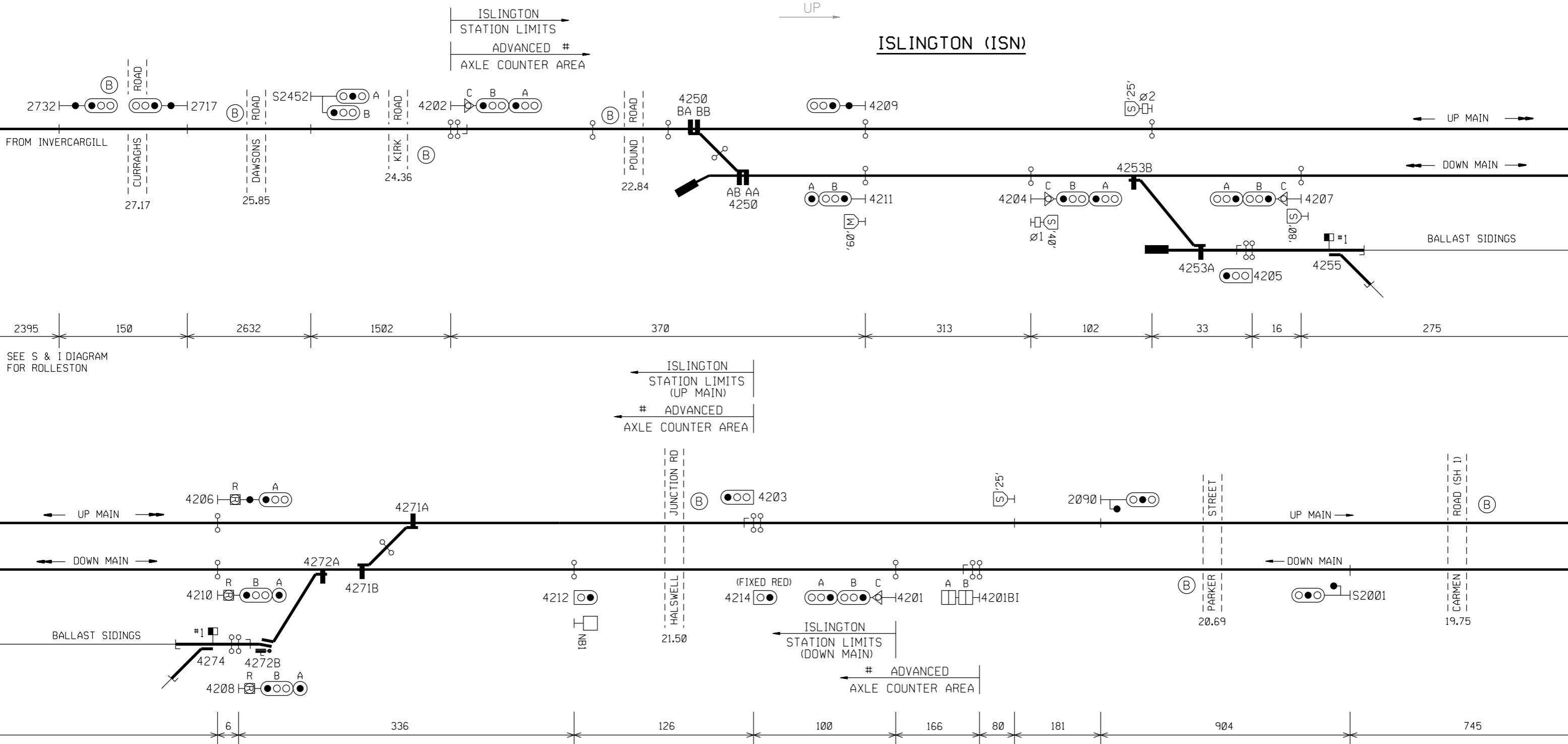


ISLINGTON

SIGNALLING & INTERLOCKING ARRANGEMENTS

THESE ARRANGEMENTS WILL BE BROUGHT INTO USE AT A TIME AND DATE TO BE ADVISED BY ALERT.
THIS CANCELS S&I No. 3258
THESE TO BE COMPLETED BY THE RECIPIENT OF THE S & I DIAGRAM



SEE S & I DIAGRAM FOR ROLLESTON

NOTES:

- # ADVANCED AXLE COUNTER AREA - DOES NOT DETECT HI-RAIL VEHICLES
- #1 DETECTED HAND OPERATED POINTS FITTED WITH YELLOW AND RED TARGET INDICATORS
- Ø1 ADDITIONAL BOARD "DOWN MAIN"
- Ø2 ADDITIONAL BOARD "TO CROSSING"

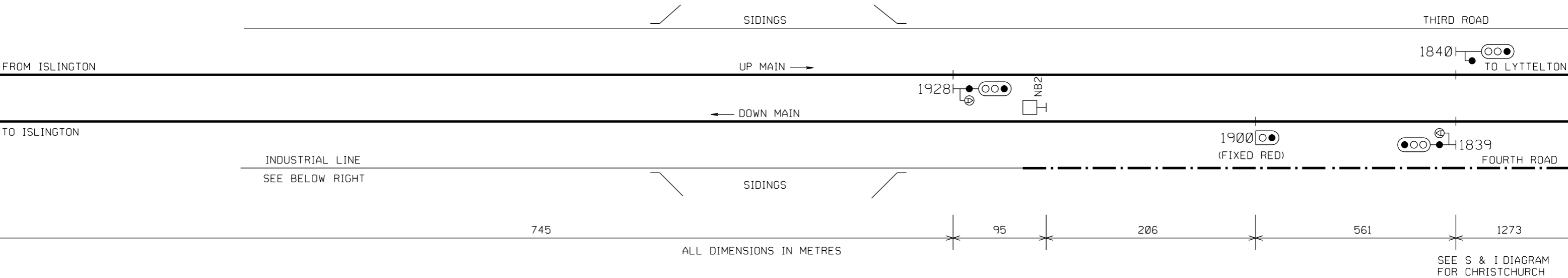
- CONTROLLED NETWORK
- OPERATOR CONTROLLED TERRITORY

NB1 NOTICE BOARD 'SWA REQUIRED FOR 4214 BEFORE PASSING THIS SIGNAL'

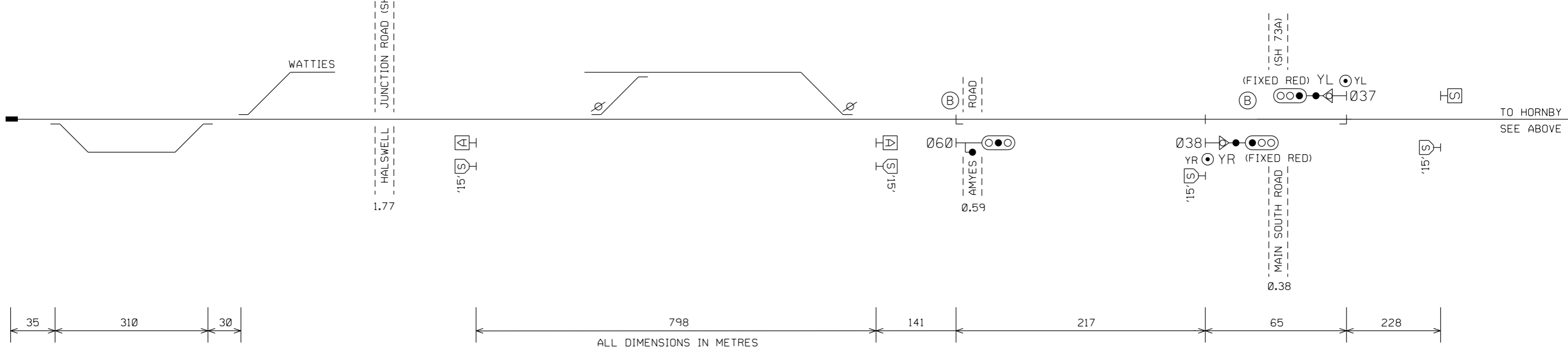
ISLINGTON

SIGNALLING & INTERLOCKING ARRANGEMENTS

HORNBY (HBY)



HORNBY INDUSTRIAL SIDINGS



'ALL TRAIN STOP' BOARD

PERMANENT SPEED BOARD
'SLOW 15km/h'

'ALARMS START HERE' BOARD

'SHUNTING SERVICES SLOW 50KM/H' NOTICE BOARD

CONTROLLED NETWORK

OPERATOR CONTROLLED TERRITORY

CONTROLLED NETWORK
SPECIAL REQUIREMENTS APPLY
REFER KIWI RAIL LOCAL INSTRUCTIONS

ISLINGTON

SIGNALLING & INTERLOCKING ARRANGEMENTS

DESCRIPTION OF SIGNALS: ISLINGTON

4201ABC	DOWN HOME FROM DOWN MAIN	NORMAL SPEED TO DOWN MAIN LOW SPEED TO DOWN MAIN, BALLAST SIDINGS
4202ABC	UP HOME	NORMAL SPEED TO UP MAIN MEDIUM SPEED TO DOWN MAIN LOW SPEED TO UP MAIN, DOWN MAIN
4203	SHUNT AND DOWN DIRECTING FROM UP MAIN	LOW SPEED TO UP MAIN, DOWN MAIN, BALLAST SIDINGS
4204ABC	UP DIRECTING FROM DOWN MAIN	NORMAL SPEED TO DOWN MAIN LOW SPEED TO DOWN MAIN, BALLAST SIDINGS
4205	SHUNT AND DOWN DIRECTING FROM BALLAST SIDINGS	LOW SPEED TO DOWN MAIN
4206AR	UP STARTING FROM UP MAIN	NORMAL SPEED TO UP MAIN RESTRICTED SPEED TO UP MAIN
4207ABC	DOWN DIRECTING FROM DOWN MAIN	NORMAL SPEED TO DOWN MAIN LOW SPEED TO DOWN MAIN
4208ABR	UP STARTING TO UP MAIN	MEDIUM SPEED TO UP MAIN RESTRICTED SPEED TO UP MAIN
	UP DIRECTING TO DOWN MAIN	RESTRICTED SPEED TO DOWN MAIN
4209	DOWN DEPARTURE FROM UP MAIN	NORMAL SPEED TO MAIN
4210ABR	UP STARTING TO UP MAIN	MEDIUM SPEED TO UP MAIN RESTRICTED SPEED TO UP MAIN
	UP DIRECTING TO DOWN MAIN	RESTRICTED SPEED TO DOWN MAIN
4211AB	DOWN DEPARTURE FROM DOWN MAIN	MEDIUM SPEED TO MAIN
4212	UP DIRECTING FROM DOWN MAIN	LOW SPEED TO DOWN MAIN
4214	UP STARTING TO DOWN MAIN	FIXED RED

DESCRIPTION OF SIGNALS: HORNBY INDUSTRIAL SIDINGS

YL	SHUNT ACROSS MAIN SOUTH ROAD (S.H. NO. 73A)
YR	SHUNT ACROSS MAIN SOUTH ROAD (S.H. NO. 73A)